

**Article number: SeramunPurple® prec S-008-#-BCIP**

(The hash mark # is a spacer for different filling volumes.)

## 1. Effective Components

A Tris – buffer (pH 9,7) system contains the following effective components:

- 5-Brom-4-chlor-3-indolylphosphate (0.5 mM), abbreviated BCIP, and
- Nitrotetrazoliumblue (1.0 mM), abbreviated NBT

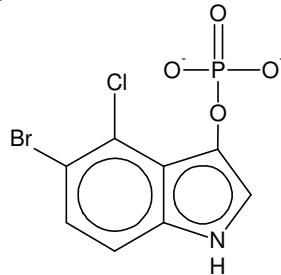
Since the effective components concentrations are low there will be no hazardous risk for the laboratory staff if the usual safety instructions are followed.

In case of contact to eyes or mucous membranes irritation is possible. See safety data sheet.

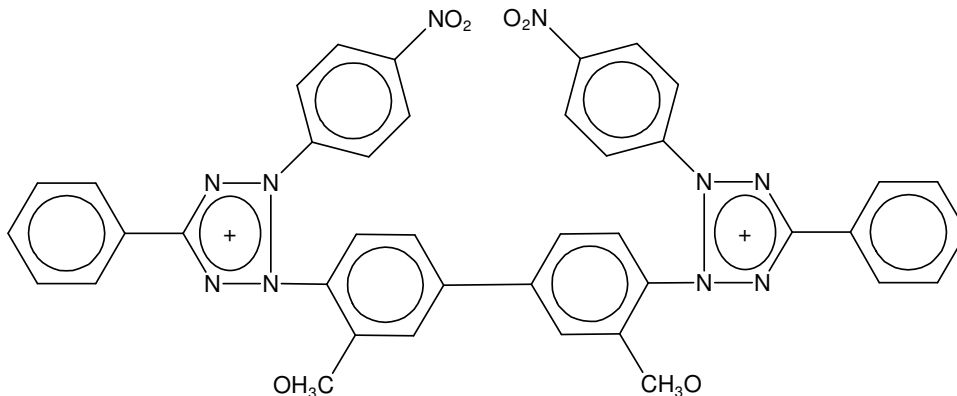
## 2. Principle of Function

Alkaline Phosphatase hydrolyses the phosphate residue from BCIP.

Starting substance BCIP, colourless



the remaining Indoxyl residue is a reducing agent. In contact with oxygen from surrounding air it dimerises to a light-blue coloured complex. This reaction is not desired. In presence of the yellow NBT




this is reduced and forms a dark purple formazan dye after opening of the ring structure.

## 3. Instruction for Storage, Transport and Bottling

SeramunPurple®prec has to be stored at 2-8°C protected from light. Under these conditions a shelf life of 36 months is given for the unopened bottle.

During storage a fine dark precipitation may occur by spontaneous reaction. This does not affect the performance.

The solution still works even beyond the expiry date, but a lower activity has to be taken in account.

	<b>Datasheet for Substrate solutions</b>  Name of the Product: <b>SeramunPurple® prec</b> Handling Instructions	Doc.:DB_E_BCIP_v05.docx Version: 05 Valid from: 2016-03-15  Page 2 of 2
---	---	---

Contaminated or leaked out substrate solution from damaged bottles should not be used anymore and has to be destroyed.

It is possible to transport the solution at room temperature, but temperatures exceeding 30°C have to be avoided. The transport should take less than one week.

For bottling consider the following instructions:

- Work in a dust free room.
- Pay attention that the solution has no contact with metal parts (catalysis) of your instruments. Closed systems of silicon tubes are favoured.
- Clean all instruments and vessels very carefully.
- Never touch parts of the instruments that are in contact with the solution with the naked hand. Wear powder free gloves.
- Use bottles that are not permeable to light, made from HDPE or PP.

## 4. General Instructions for the Use in Blotting Systems

Only qualified laboratory staff, who are familiar with the basics of immunological methods, are allowed to use this solution.

The substrate solution SeramunPurple®prec is intended for the use in blotting systems with visual interpretation. Under defined conditions a densitometric measurement is possible.

Depending on the system it is sufficient to wash the test strips after incubation with conjugate prior to transfer into the substrate solution. The strips are developed by movement on an orbital shaker until a distinct colour appears (10-20 minutes). Most commercial membranes are allowed to be washed and dried. The best colour contrast is visible on dry strips. The dried strips may be stored for documentary purposes. (Pay attention: some kinds of glue destroy the coloured precipitate.)

Please note our offer for other precipitating substrate solutions for horseradish peroxidase SeramunBlau®prec.

## 5. Literature

S.E. Albrechtsen: Testing Methods for Seed-transmitted Viruses: Principles and Protocols, CABI-Publishing, 2006

G. Reifenberger: Immunhistochemie der Tumoren des Nervensystems, Springer-Verlag, 1991

## 6. Symbols used

IVD-Symbols used at the label:

v	In vitro diagnostic	i	Consult instruction for use
r	Article number	T	Temperature limitation
l	Batch code	2	Do not reuse
m	Manufacturer	t	Use by
Q	Keep away from sunlight		